

LED HIGHMAX
HMX SERIES



40HMx50



60HMx50



80HMx50



100HMx50



PRODUCT DESCRIPTION:

HighMax lamps are an easy and long-lasting replacement for HID bulbs in high/low bay fixtures and decorative post top luminaires. Designed to retrofit E39/EX39 sockets with a simple ballast bypass, the lamps deliver high quality illumination at 60 percent energy savings vs. conventional light sources.

NOTE:

- Existing ballast needs to be bypassed in the fixture

FEATURES:

- Wattages:
 - 40W, replaces 175W MH, 4,500 lumens (bare lamp), 4000 lumens in fixture
 - 60W, replaces 175W-200W MH, 6,900 lumens (bare lamp), 5500 lumens in fixture
 - 80W, replaces 250W MH, 8,700 lumens (bare lamp), 7600 lumens in fixture
 - 100W, replaces 400W MH, 10,700 lumens (bare lamp), 9400 lumens in fixture
- Efficacy (lm/W): 107-115
- Color Temperature: 5000K
- Beam Angle: 360°
- Voltage: 120-277V
- Frequency: 50/60Hz
- Color Rendering Index (CRI): ≥85
- THD: <20%
- Power factor: ≥0.90
- Dimmable: No
- Base: EX39 Mogul
- Mounting: Vertical
- Simple ballast bypass
- Instant-on, no warm up time
- Mercury free and virtually no UV or IR light
- Active Cooling (fan): 80W & 100W.
- Suitable for enclosed fixtures 40W & 60W
- Not suitable for enclosed fixtures 80W & 100W only
- Five year standard warranty
- L70 Rated Life Hours: 50,000
- Built-in intelligent over temperature protection IC
- Surge protection: 2.5kV (40W & 60W), 4.5kV (80W & 100W)

APPLICATIONS:

- Indoor High/Low bay lighting

WARRANTY:

5-year standard warranty (further details available at www.maxlite.com/warranties)
Product may be eligible for a warranty extension to 10 years, for an additional fee. Contact MaxLite for details.

MODEL SELECTION (Full list of order codes on pg. 2)		Typical order example: 80HMx50	
	HMX		50
WATTAGE	FAMILY		CCT
40= 40W 60= 60W 80= 80W 100= 100W	HMX= LED HighMax		50= 5000K, Plastic Lens

Not all product variations listed on this page are DLC qualified. Visit www.designlights.org/search to confirm qualification.

SPECIFICATIONS:

SPECIFICATIONS:		40HMX50	60HMX50	80HMX50	100HMX50
ITEM	SPECIFICATION	DETAILS			
GENERAL PERFORMANCE	Input Power (W)	40W	60W	80W	100W
	Initial Lumens - Bare Lamp	4,500 lm	6,900 lm	8,700 lm	10,700 lm
	Efficacy (lm/W) - Bare Lamp	113 lm/w	115 lm/w	109 lm/w	107 lm/w
	Lumens Delivered - In Fixture	4,000 lm	5,500 lm	7,600 lm	9,400 lm
	Efficacy (lm/W) - In Fixture	100 lm/w	92 lm/w	95 lm/w	95 lm/w
	Color Temperature (CCT)	5000K			
	Lumen Maintenance (L70)	50,000Hrs			
ELECTRICAL	Power Factor	≥0.90			
	Input Voltage	120-277V			
PHYSICAL	Rated for Enclosed Fixture	Yes	Yes	No	No
	Operating Temperature	-4°F to 104°F			
	Lens	Frosted			
CERTIFICATION	Certification	ETL Listed, LM80			
	Material Usage	RoHS Compliant, no mercury			
	Environment	Dry & Damp			
	Warranty	5 Year standard warranty			
	DesignLight Consortium	DLC Standard	DLC Standard	N/A	N/A




Lighting layouts and spacing criteria available upon request

Not all product variations listed on this page are DLC qualified. Visit www.designlights.org/search to confirm qualification.

ORDERING:

ORDER CODE	ITEM NO	INPUT WATTAGE	EQUIVALENT WATTAGE (METAL HALIDE)	BASE TYPE	CCT	DIMENSIONS (M.O.L" x D")	QTY IN MASTER CARTON
14099710	40HMX50	40	175W MH	EX39	5000K	9.65" x 3.46"	6
14099711	60HMX50	60	175W-200W MH			12.00" x 3.46"	6
14099712	80HMX50	80	250W MH			12.00" x 4.96"	6
14099713	100HMX50	100	400W MH			13.58" x 4.96"	6

ACCESSORIES:

ORDER CODE	MODEL NUMBER	DESCRIPTION	DIMENSIONS	PRODUCT IMAGE
71045	*SKFTLE39	TEMP LIGHT WIRE FIXTURE WITH MOGUL BASE	12/2"H x 12"D	
70039	SKFHBSA	SPUN ALUMINUM HIGHMAX HIGHBAY FIXTURE WITH 1XE39 BASE, HOOK AND CORD	16.5" H x 21" D	
11225	SKFHBP	ACRYLIC HIGHMAX HIGHBAY FIXTURE WITH 1XE39 BASE, HOOK AND CORD	16.5" H x 21"D	

Accessories Sold Separately *Lamp not included
Specifications are subject to change without notice.